

Renaissance 12 o'clock Cabinet Technical Data *Pelton & Crane*

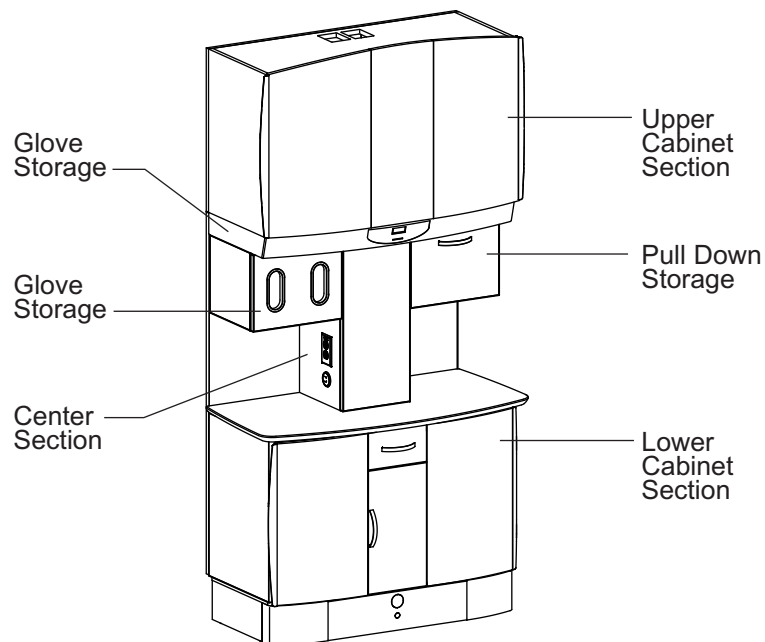
Product Information:

Year Manufactured: 2010 - Present

Serial Number Location: Located on back behind center section panels.

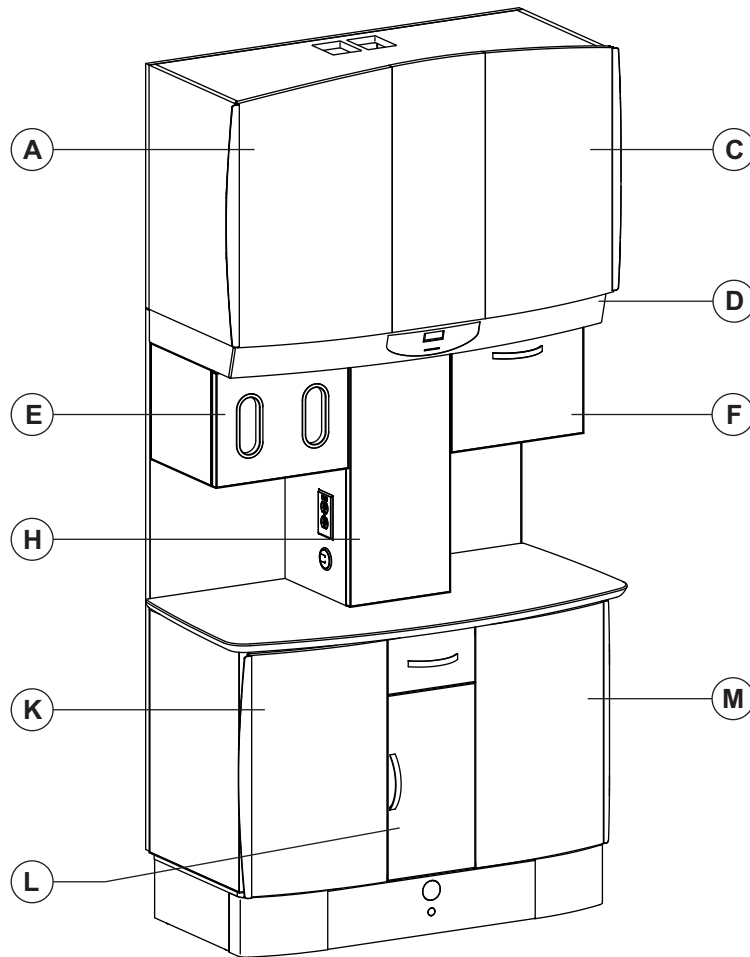
Serial Number Prefix: RF & RFW

Unique Characteristics: The Renaissance™ Collection 12 O'clock cabinet was designed using many curved surfaces and without the use of any white-wood, thus creating a spa-like aesthetic appeal that transforms the dental practice. Optional ceiling lighting will add to the harmonious feel.



Renaissance 12 o'clock Cabinet Diagram *Pelton & Crane*

RF42 Cabinet

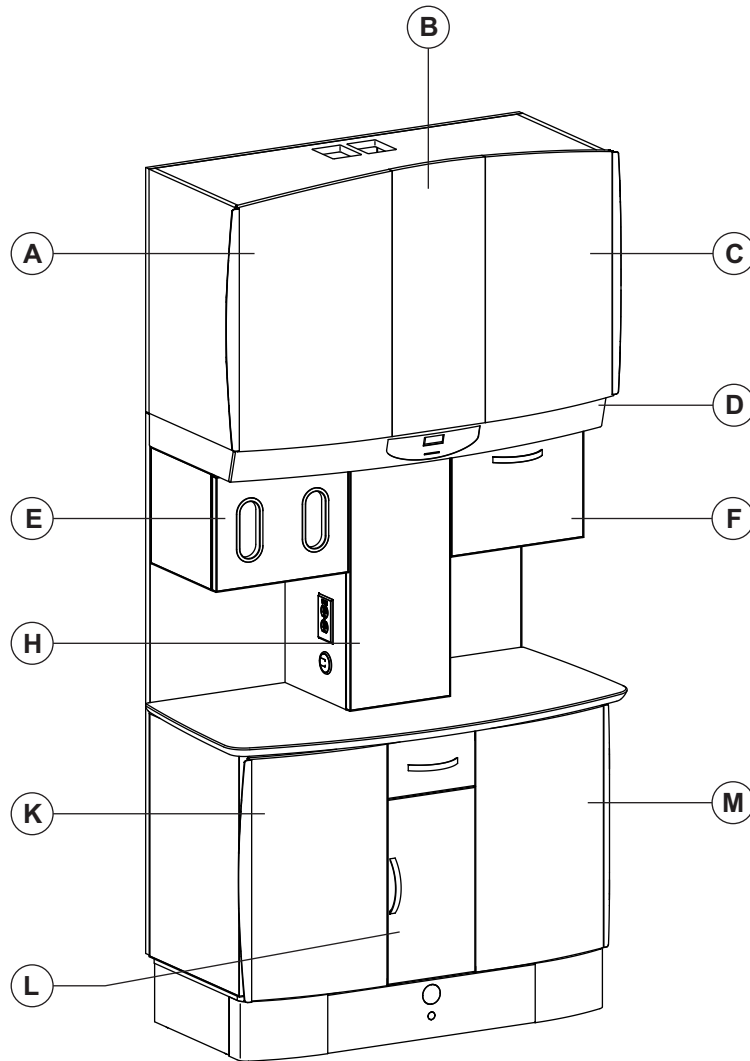


Renaissance 12 o'clock Cabinet Diagram *Pelton & Crane*

Item	Part Number	Description
A & C	053796	Renaissance RF42 Cabinet
	053753	Standard
	055739	Pass Through Doors (Set of two)
	055739	Glass Door Front (Set of two)
	055739	Glass Door Rear - Pass Through (Set of two)
	054745	Ceiling Light
	054524	Inside Door Storage
	9443458	Five Tube Racks
	9443474	Eight Tray Rack
	9443466	Five Tray Rack
	055720	Glass Shelves (Set of three)
	055719	Additional Wood Shelves (Two shelves at no charge)
D	054744	Monitor and Keyboard Mount with Rack
E & F	057183	Back Lighting for Mid Section
	054326	Double Glove Box
	053843	Pull Down Module
	053844	Pull Down Module with Slide Out Shelf
	053841	One Drawer, One Pull Down
	053797	Accessory Panel
	054334	Prepared for Accutron Digital Ultra Control
	054119	Prepared for Accutron Ultra PC Control
	054331	Prepared for Porter MXR-1 Control
	054335	Prepared for Matrix MDM Control
	054336	Prepared for Matrix MDM with O2 Outlet Control
	055724	Prepared for Custom Cutout
H	053847	Single Shelf for Zone E & F
	058967	Single Slide Out Shelf
	054329	Center Utility with USB & NOX
	058876	Center Utility with Cable Opening
	058877	Center Utility with Cable Opening & NOX
	053750	Center Utility with USB

Renaissance 12 o'clock Cabinet Diagram *Pelton & Crane*

RF42 Cabinet (Continued)



Renaissance 12 o'clock Cabinet Diagram *Pelton & Crane*

Item	Part Number	Description
K	053885	Pull Down with 2 Drawers (Side Access)
	053855	3 Drawer Module (Side Access)
	053854	4 Drawer Module (Side Access)
	054108	Pull Down with Slide Out, 3 Drawers (Side Access)
	054754	Cabinette with 2 Drawers, Soft Close (Side Access)
	054753	Cabinette with 1 Pull Down, 1 Drawer & Soft Close (Side Access)
	057072	Cabinette with Open Storage Top, 2 Drawers & Soft Close (Side Access)
	054755	Cabinette with Adjustable Shelf and Door includes 3 Shelves (Side Access)
M	054695	Pull Down with 2 Drawers (Side Access)
	054702	3 Drawer Module (Side Access)
	054705	4 Drawer Module (Side Access)
	054715	Pull Down with Slide Out & 3 Drawers (Side Access)
	054723	Cabinette with 2 Drawers, Soft Close (Side Access)
	054722	Cabinette with 1 Pull Down, 1 Drawers, Soft Close (Side Access)
	057072	Cabinette with Open Storage Top, 2 Drawers & Soft Close (Side Access)
	054116	Cabinette with Adjustable Shelf and Door includes 3 Shelves (Side Access)
K & M	054359	Adjustable Shelves, 3 Shelves & Hide Panel (Front Access)
	054738	Slide Out Shelf (Front Access)
	054120	Interior Equipment Pull Down with 3 Drawer (Front Access)
	053921	Interior 3 Drawer Module (Front Access)
	054351	Interior 4 Drawer Module (Front Access)
	054357	Pull Down with Slide out & 3 Drawers (Front Access)
	054125	Accessory Panel with 3 Drawers (Front Access)
	055728	Nitrous Oxide Hose Storage (Front Access)
L	055729	Standard
	055870	Prepared for 2800 Unit
	055871	Prepared for 2500 Unit
	058973	Prepared for 3800 Unit
	057689	Shelf and Mounting Hardware

[illegible]

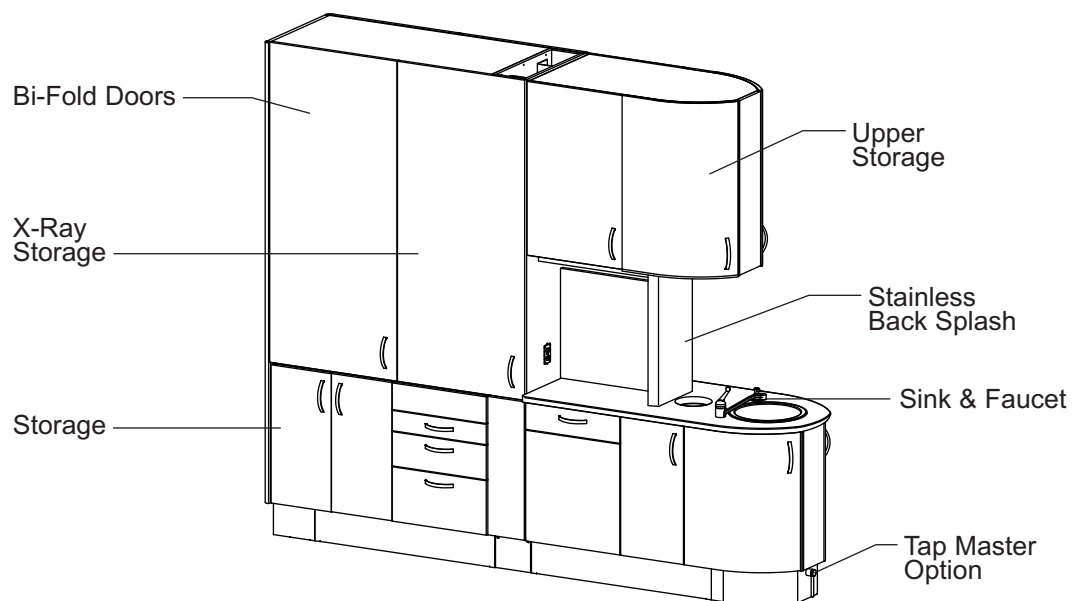
Product Information:

Year Manufactured: 2010 - Present

Serial Number Location: Locate on partition wall beneath the sink.

Serial Number Prefix: RCI

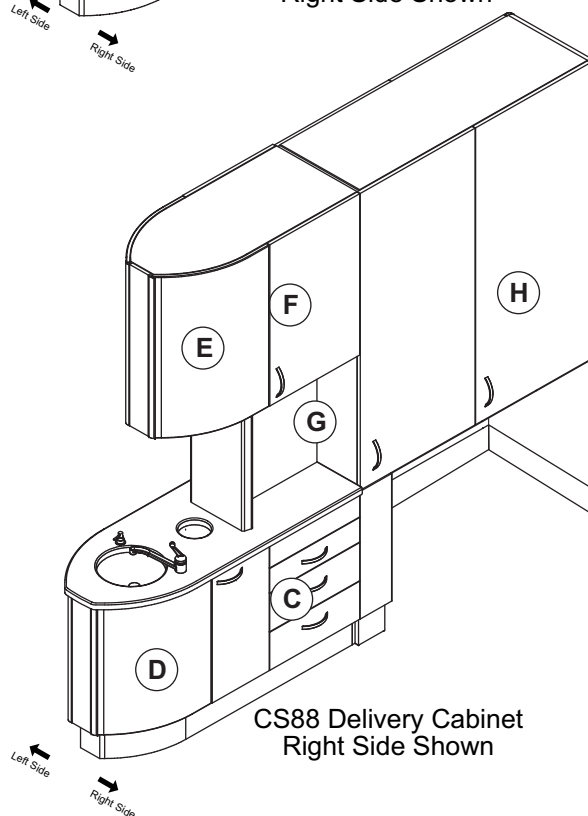
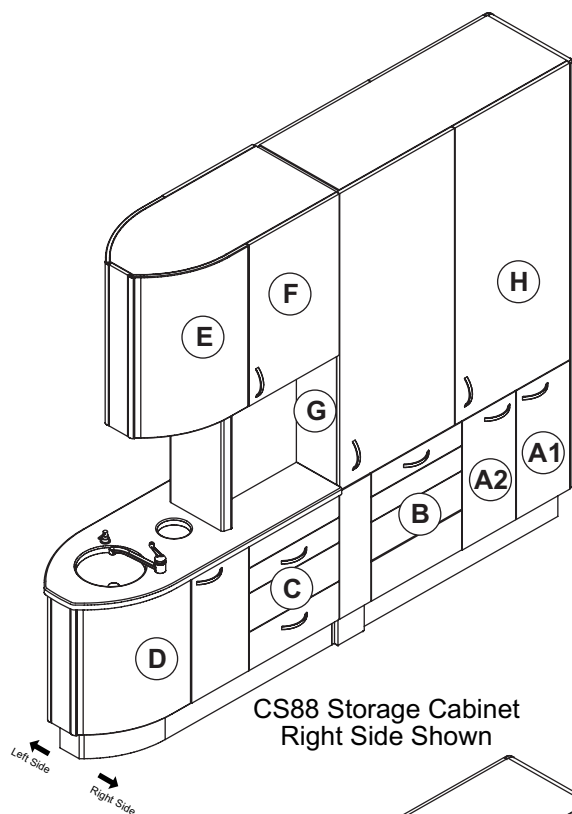
Unique Characteristics: The Renaissance™ Collection Center Island Cabinet was designed using many curved surfaces and without the use of any white-wood, thus creating a spa-like aesthetic appeal that transforms the dental practice. Optional faucet, sink and vessel sink upgrades will add to the harmonious feel.



Renaissance Center Island Cabinet Diagram

Pelton & Crane

Center Island Cabinet



Renaissance Center Island Cabinet Diagram

Pelton & Crane

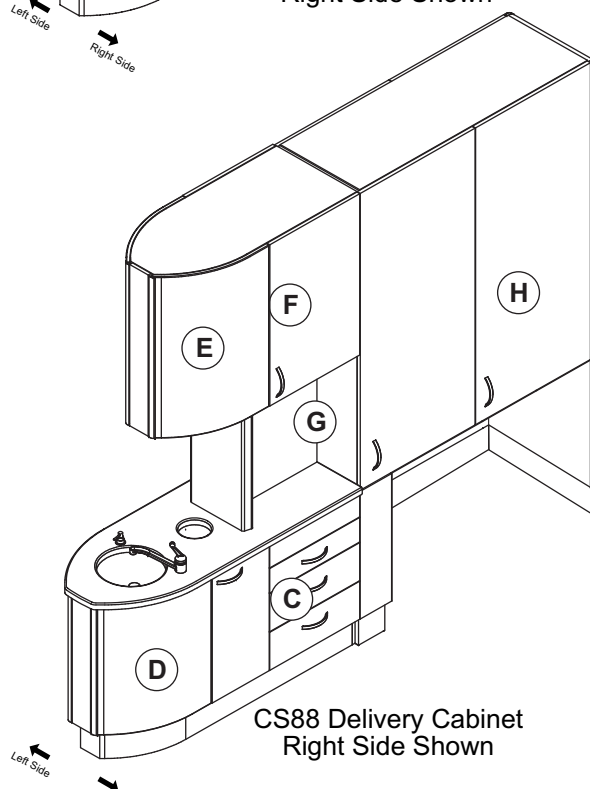
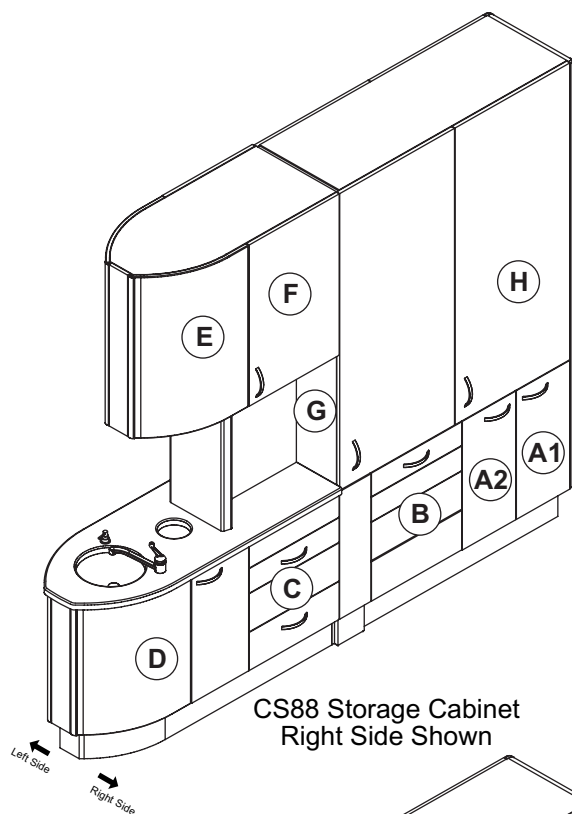
Item	Part Number	Description
A	056216	Renaissance Center Island Cabinet
	056217	Shelves, 24" (Maximum 3 each) Center Divider (Required for Single Zones)
A1	056218	Shelves, 12" (Only available with Center Divider maximum 3 each)
	056219	X-Ray Jacket Slide Out Storage Dual Access
A2	056220	Shelves, 12" (Only available with Center Divider maximum 3 each)
	057255	Barrier Storage for Cavi Wipes XI TM & Pinnacle Chair Sleeve, Light Sleeve, Cover All etc. (Left)
	056223	Barrier Storage for Cavi Wipes XI TM & Pinnacle Chair Sleeve, Light Sleeve, Cover All etc. (Right)
B & C	056224	Alternating Drawer Modules (Left) 1 - 5" Drawer + 4", 6", 10" Drawers, Open to opposite side (specify per bottom three drawers) Standard
	056232	Alternating Drawer Modules (Right) 1 - 5" Drawer + 4", 6", 10" Drawers, Open to opposite side (specify per bottom three drawers) Standard
	056228	9" Drawer with Door (Includes shelf) - Left
	056236	9" Drawer with Door (Includes shelf) - Right
	056225	9", 6", 10" Drawers (Left)
	056233	9", 6", 10" Drawers (Right)
	056226	2 - 10" Equipment Drawers & 5" Drawer (Left)
	056234	2 - 10" Equipment Drawers & 5" Drawer (Right)
	056227	5" Drawer, 10" Equipment Drawer & 2 - 5" Drawers (Left)
	056235	5" Drawer, 10" Equipment Drawer & 2 - 5" Drawers (Right)
	056229	Pass Through Storage (Includes Shelf) Left
	056237	Pass Through Storage (Includes Shelf) Right
	056230	20" Writing Shelf with 4", 6", 10" Drawers (Left)
	056238	20" Writing Shelf with 4", 6", 10" Drawers (Right)

Renaissance
Cabinets

Renaissance Center Island Cabinet Diagram

Pelton & Crane

Center Island Cabinet (Continued)



Renaissance Center Island Cabinet Diagram

Pelton & Crane

Item	Part Number	Description
D	056290	Stainless Steel Drop-In Sink
	050772	Undermount Round Stainless Steel Sink (Not available on laminated counter tops)
	056253	Stainless Steel Vessel Sink (Requires Tall Faucet)
	050762	Chrome Faucet
	050764	Brushed Stainless Faucet and Soap Dispenser Upgrade
	056255	Tall Faucet (Required for Vessel Sink)
	052833	Sharps/Waste Drop
	052834	Under Sharps/Waste Drop (Available with standard door module only. Not available with laminated counter tops)
	056256	Stainless Steel Backsplash
	056257	Contoured Shelves (For no sink option)
E	056240	Two Double Glove/Mask Dispensers (On either side of cabinet) Only available for 88" version
	056502	Two Single Glove/Mask Dispensers (On either side of cabinet) Only available for 76" version
	056241	Mirror (88" Only)
	056244	Mirror (76" Only)
F	056246	Glass Door for Pass thru uppers (Available for 88" Only)
	9443458	Five - Tube Rack
	9443474	Eight - Tray Rack
	9443466	Five - Tray Rack
G	056249	USB Outlets (2 outlets each side of divider panel)
H	056250	Shelving Inside X-Ray Storage Space (Accommodates X-Ray)
	056251S	Stacked Two Drawer Module
	056252	Personal Storage Module

[illegible]

Renaissance Side Cabinet Technical Data *Pelton & Crane*

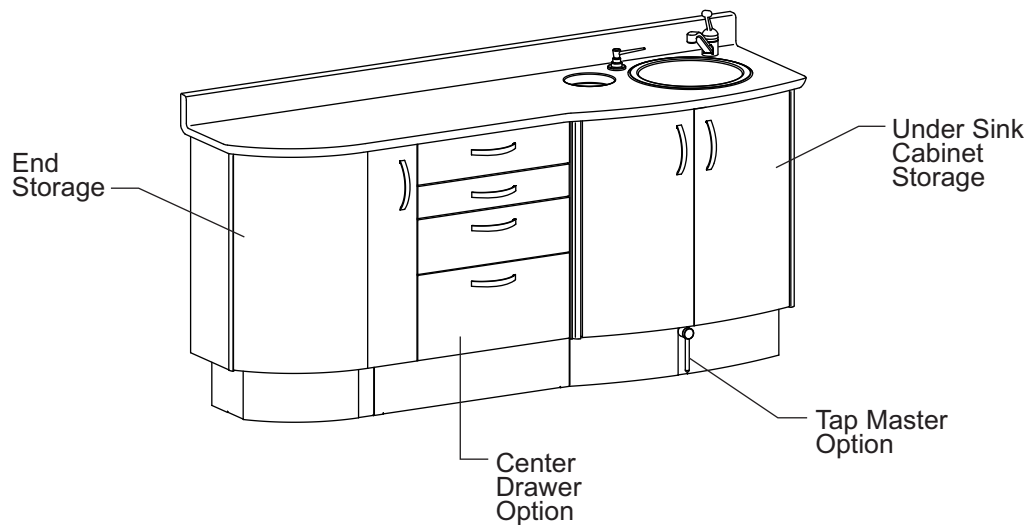
Product Information:

Year Manufactured: 2010 - Present

Serial Number Location: Located on the inside of the under sink cabinet wall near the door.

Serial Number Prefix: RSD & RSS

Unique Characteristics: The Renaissance™ Side Cabinet was designed using many curved surfaces and without the use of any white-wood, thus creating a spa-like aesthetic appeal that transforms the dental practice. Optional faucet, sink and vessel sink upgrades will add to the harmonious feel.

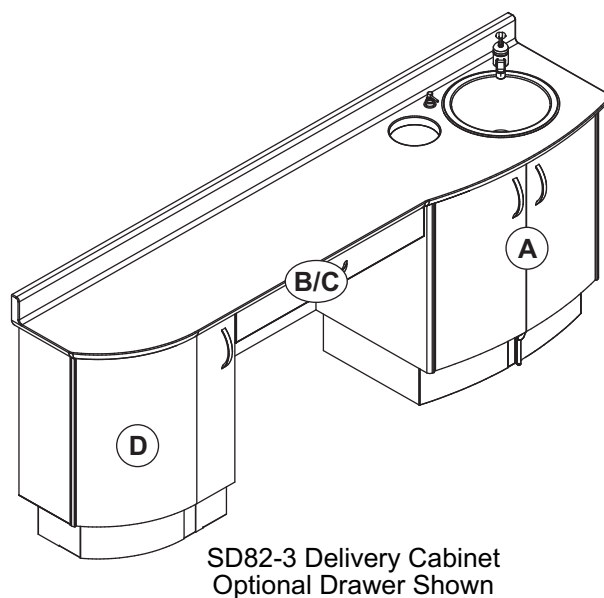
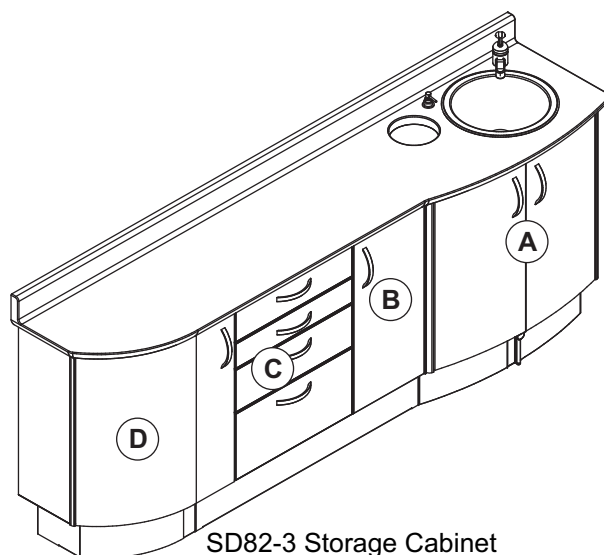


Renaissance
Cabinets

Renaissance Side Cabinet Diagram

Pelton & Crane

Side Cabinet



Renaissance Side Cabinet Diagram

Pelton & Crane

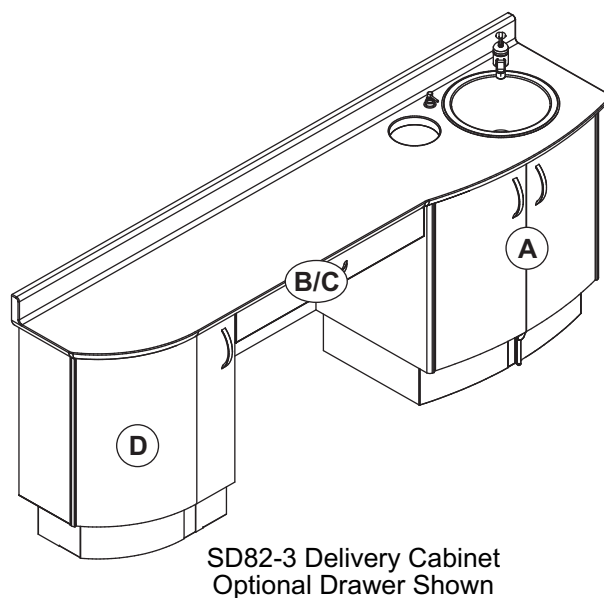
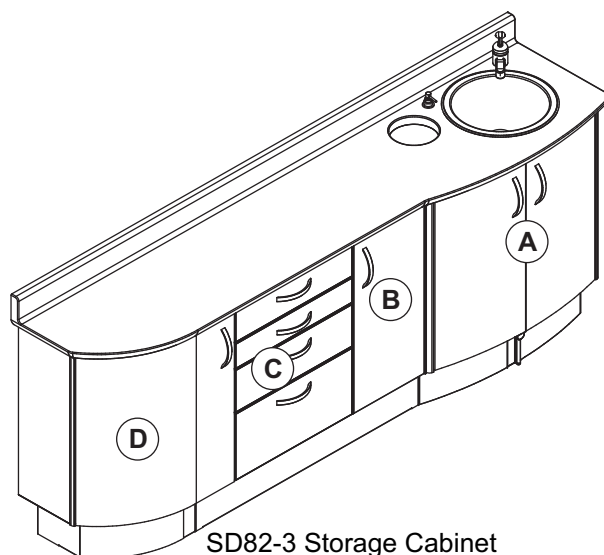
Item	Part Number	Description
A	056290	Renaissance Side Cabinet
	050772	Stainless Steel Drop-In Sink
		Undermount Round Stainless Steel Sink (Not available on laminated counter tops)
	056253	Stainless Steel Vessel Sink (Requires Tall Faucet)
	050762	Chrome Faucet and Soap Dispenser
	050764	Brushed Stainless Faucet and Soap Dispenser Upgrade
	056255	Tall Faucet (Required for Vessel Sink)
	052833	Sharps/Waste Drop
	052834	Under Sharps/Waste Drop (Available with standard door module only. Not available with laminated counter tops)
	056291	Tapmaster
B	054384	12" Adjustable Shelf
	054385	12" Slide Out Shelf
	054386	12" Interior Drawer (Available with standard door module only. maximum 3 each)
	054380	Barrier Storage (For Caliwipes XL and Pinnacle Chair Sleeve, Cover-All, etc.)
C	054394	5", 4", 6", 10" Drawers Standard
	054394S	5", 4", 6", 10" Drawers Standard
	054396	2 - 10" Equipment Drawers, 5" Drawer
	054396S	2 - 10" Equipment Drawers, 5" Drawer
	054397	5" Drawer, 10" Equipment Drawer, 2 - 5" Drawers
	054397S	5" Drawer, 10" Equipment Drawer, 2 - 5" Drawers
	054398	9" Drawer with Doc (Includes Shelf)
	054398S	9" Drawer with Doc (Includes Shelf)
	054401	11" Equipment Drawer, 4" Drawer, 10" Drawer
	054401S	11" Equipment Drawer, 4" Drawer, 10" Drawer
	054402	2" Drawer, Storage Drawer (Includes Shelf)
	054402S	2" Drawer, Storage Drawer (Includes Shelf)
	054392	Door Module (Includes Shelf)
	054392S	Door Module (Includes Shelf)
	054393	20" Writing Shelf with 4", 6", 10" Drawers
	054393S	20" Writing Shelf with 4", 6", 10" Drawers

Renaissance
Cabinets

Renaissance Side Cabinet Diagram

Pelton & Crane

Side Cabinet



Renaissance Side Cabinet Diagram

Pelton & Crane

Item	Part Number	Description
B & C	056337	Drawer (Only available without delivery unit)
	056339	Keyboard Tray (Only available without delivery unit)
D	054405	Door (3 o'clock)
	056180	Door (9 o'clock)
	054406	Door (3 o'clock)
	056175	Door (9 o'clock)
	056791	Single Glove/Mask Dispenser (Available with standard door module only)
	056338	Delivery End Door
	052833	Sharps/Waste Drop (Available with standard door module only)
	052834	Under Sharps/Waste Drop (Available with standard door module only and not available with laminated counter tops)
	056179	Double Glove/Mask Dispenser (Available with standard door module only)

Renaissance
Cabinets

[illegible]